

## Thermoplastic elastomers by sequential monomer addition

### VI. Poly(*p*-methylstyrene-*b*-isobutylene-*b*-*p*-methylstyrene)\*

Yasuo Tsunogae\*\* and J. P. Kennedy\*\*\*

Institute of Polymer Science, University of Akron, Akron, OH 44325-3909, USA

#### I. Abstract

The living carbocationic polymerization (LC<sup>⊕</sup>Pzn) of *p*-methylstyrene (pMeSt) was achieved by the use of the 2-chloro-2,4,4-trimethylpentane (TMPCl)/TiCl<sub>4</sub> initiating system in the presence of triethylamine (Et<sub>3</sub>N) electron donor in CH<sub>3</sub>Cl/*n*C<sub>6</sub>H<sub>14</sub> mixed solvent at -80°C. Next, the synthesis, characterization, and some physical-mechanical characteristics of a series of poly(*p*-methylstyrene-*b*-isobutylene-*b*-*p*-methylstyrene) (PpMeSt-PIB-PpMeSt) triblocks is described. The latter synthesis involved two steps in one reactor: 1) The generation of diliving polyisobutylene dications (PIB<sup>⊕</sup>) by the dicumyl chloride (DiCumCl)/TiCl<sub>4</sub> system under similar conditions followed by 2) The addition of pMeSt and growth of living PpMeSt<sup>⊕</sup> cations. The PpMeSt-PIB-PpMeSt triblocks are soft thermoplastic elastomers (TPES).

#### I. Introduction

In the course of our fundamental investigation on LC<sup>⊕</sup>Pzn, we have explored the synthesis by sequential monomer addition of a variety of glassy-rubbery-glassy triblock copolymers exhibiting TPE character (1-4). This paper concerns a demonstration of LC<sup>⊕</sup>Pzn of pMeSt, and the subsequent synthesis of PpMeSt-PIB-PpMeSt triblocks. The latters were prepared in two steps in one reactor: The first step was the bidirectional LC<sup>⊕</sup>Pzn of isobutylene (IB) to PIB<sup>⊕</sup> up to  $\bar{M}_n \sim 50,000$ g/mole, followed by the addition of pMeSt and growth of the PpMeSt<sup>⊕</sup> blocks until  $\bar{M}_n \sim 15,000$ g/mole.

#### III. Experimental

The synthesis of 2-chloro-2,4,4-trimethylpentane (TMPCl) and 1,4-bis(2-chloro-2-propyl)benzene (or *p*-dicumyl chloride, DiCumCl) have been described (5,6). pMeSt was washed with 10% aqueous NaOH, with distilled water until neutral, dried over CaCl<sub>2</sub> and distilled over CaH<sub>2</sub> in vacuo. Et<sub>3</sub>N was distilled over KOH. The source and purification of IB, TiCl<sub>4</sub>, CH<sub>3</sub>Cl and *n*C<sub>6</sub>H<sub>14</sub> have been described (7,8). Methanol and toluene (Fisher Scientific Co.) and CDCl<sub>3</sub> (Aldrich) were used as received. Polymerizations were carried out in a drybox under dry nitrogen

\*Paper I in the series "Living Carbocationic Polymerization"

\*\*Permanent address: Nippon Zeon Co., Ltd. Research and Development Center, 1-2-1 Yako, Kawasaki-ku, Kawasaki 210, Japan

\*\*\*To whom offprint requests should be sent

in large (75mL) test tubes or 250mL round bottom flask equipped with mechanical stirrer.

The synthesis of living  $\oplus$ PIB $\oplus$  by the DiCumCl/TiCl<sub>4</sub> initiating system in the presence of electron donors (EDs) has been described (8,9). In the blocking step, prechilled dilute pMeSt solution in the absence or presence of Et<sub>3</sub>N was added to charges stirred at -80°C. After one hour the charges were poured into a large excess of methanol. The precipitated products were dissolved in toluene, washed with aqueous HCl, with distilled water, with aqueous NaHCO<sub>3</sub>, with distilled water until neutral, dried over MgSO<sub>4</sub>, precipitated slowly into methanol and dried under vacuum at 60°C.

Molecular weights and MWDs were obtained by a Waters high pressure GPC assembly (Model 6000A pump, Microstyrigel columns of 10<sup>5</sup>, 10<sup>4</sup>, 10<sup>3</sup>, 500 and 100Å, UV and RI detectors). Elution counts were calibrated by well-fractionated, narrow MWD PIB and PST standards. Block copolymer molecular weights were also determined by <sup>1</sup>H-NMR spectroscopy. <sup>1</sup>H-NMR spectra were taken on a Varian Gemini 200 MHz spectrometer using CDCl<sub>3</sub> solvent.

For mechanical property analysis of TPES, microdumbbells were stamped from homogeneous bubble-free optically clear films cast from toluene solution. Stress-strain measurements were carried out on microdumbbells at room temperature by an Instron Tensile Tester Strain rate: 3.94 min<sup>-1</sup>. Shore A hardness was measured by a Shore Durometer, according to ASTM D2240. The averages of 6 samples are recorded.

#### IV. Results and Discussion

##### IV.1. LC $\oplus$ Pzn of pMeSt

Preparatory to the synthesis of PpMeSt-PIB-PpMeSt, conditions for the LC  $\oplus$ Pzn of pMeSt have been developed. This phase of our research was guided by information accumulated earlier during research with pMeSt (10,11) and similar systems (1-4). After some orienting experimentation we found that the LC  $\oplus$ Pzn of pMeSt can be achieved by the TMPCL/TiCl<sub>4</sub> initiating system in the presence of Et<sub>3</sub>N. Figure 1-1 shows the  $\bar{M}_n$  versus  $W_p$  (g of polymer obtained) and  $\bar{M}_n$  versus  $I_{eff}$  (initiator efficiency, (g polymer/ $\bar{M}_n$ )/TMPCL) plots. Evidently the experimental  $\bar{M}_n$ 's are higher than theoretical, i.e., expected by assuming  $I_{eff} = 100\%$  (see dotted lines in Figure 1-1). Higher than theoretical  $\bar{M}_n$ 's are obtained because the rate of initiation ( $R_i$ ) is relatively lower than that of propagation ( $R_p$ ); in other words TMPCL/TiCl<sub>4</sub> induces relatively slow initiation and the pMeSt is rapidly consumed by a fraction of initiating entities leading to  $I_{eff} < 100\%$ .

By plotting the data in Figure 1-1 according to  $-\ln(1-I_{eff})-I_{eff}$  versus  $[M_0]$  (monomer concentration), i.e., by the diagnostic plot of a slowly initiating LC  $\oplus$ Pzn (12), a straight line without intercept is obtained (see Figure 1-2). According to this evidence the polymerization of pMeSt under the above conditions is living with the rate of initiation lower than that of propagation. This treatment has been used previously to gain insight into the mechanism of LC  $\oplus$ Pzn of p-tert-butylstyrene (ptBuSt) (4) and indene (In) (3).

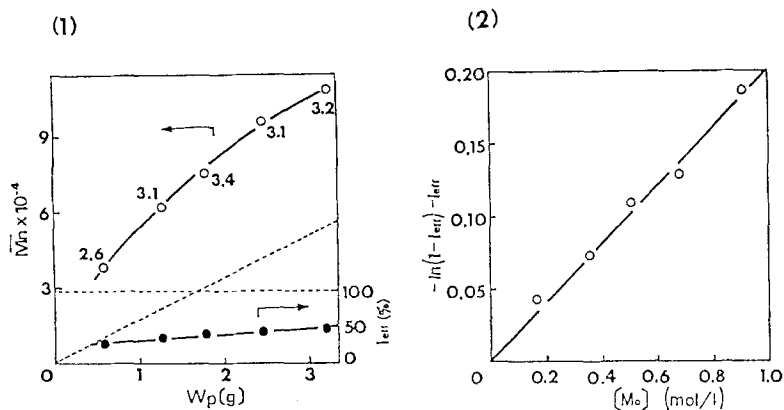


Figure 1. Living polymerization of pMeSt with slow initiation. (1)  $\bar{M}_n$  versus  $W_p$ , and  $I_{eff}$  versus  $W_p$  plots (the numbers are  $M_w/M_n$  values). The dotted lines are theoretical calculated for  $I_{eff} = 100\%$ . (2)  $-\ln(1-I_{eff}) - I_{eff}$  versus  $[M_0]$  plot (slow initiation plots). Conditions:  $CH_3Cl/nC_6H_{14} = 4/6(v/v)$ ,  $-80^\circ C$ ,  $V_0 = 30$  mL, 30 min., AMI method.  $TMPCl = 6.0 \times 10^{-5}$  mole,  $TiCl_4 = 6.0 \times 10^{-4}$  mole,  $Et_3N = 1.5 \times 10^{-4}$  mole.

Evidently the  $LC^{\oplus}Pzn$  of styrene and styrene-derivatives can be initiated by living  $PIB^{\oplus}$  or  $PIB^{\oplus}$  cations, however, the second step of these syntheses leading to the target TPES is characterized by  $R_i < R_p$ , which leads to somewhat broad MWDs products.

#### IV.2. The Synthesis of PpMeSt-PIB-PpMeSt

Having demonstrated the  $Lc^{\oplus}Pzn$  of pMeSt, we proceeded with the synthesis of the PpMeSt-PIB-PpMeSt. Table 1 summarizes the results obtained in experiments in which pMeSt,  $TiCl_4$  and  $Et_3N$  were added to living  $PIB^{\oplus}$  charges under various conditions.

In Expt. M1 a mixture of pMeSt and  $Et_3N$  was added to the living  $PIB^{\oplus}$  charge. Although the product exhibited a relatively narrow MWD ( $A_w/A_n = 1.6$ ), the GPC trace was skewed toward low elution counts, i.e., it suggested the presence of high molecular weight constituent (see Figure 2). According to these results, the blocking in solution of pMeSt from relatively high molecular weight living  $PIB^{\oplus}$  cations is influenced by a diffusion effect which helps to narrow the MWD and leads to high  $I_{eff}$ . This beneficial diffusion effect is discussed in detail elsewhere (13).

Subsequently, efforts were made to increase  $R_i$  relative to  $R_p$  by increasing the concentration of  $TiCl_4$  (Expt. M2) and of  $Et_3N$  (Expt. M3); however, the results were disappointing as indicated by the relatively broad MWDs (i.e.,  $A_w/A_n$  values). Evidently the rate of pMeSt propagation was still too rapid and  $Et_3N$  added in admixture with the monomer did not sufficiently reduce  $R_p$ .

Table 1. Synthesis of PpMeSt-PIB-PpMeSt

A. Synthesis of the Mid PIB Block<sup>\*,a</sup>

conv. (%)	$\bar{M}_n^a$	$\bar{M}_w/\bar{M}_n^a$	$I_{eff}$ (%)
100	77,600	1.08	90

\* Conditions: DiCumCl=2.25x10<sup>-4</sup> mole, TiCl<sub>4</sub>=3.0x10<sup>-3</sup> mole, IB=2.81 mole, Et<sub>3</sub>N=3.0x10<sup>-4</sup> mole, CH<sub>3</sub>Cl/nC<sub>6</sub>H<sub>14</sub>=4/6 (v/v), V<sub>0</sub>=150mL, 4 hours, -80°C

<sup>a</sup>By GPC using PIB calibration.

B. Synthesis and Characterization of Triblocks<sup>\*</sup>

Expt.	conv. of pMeSt(%)	PPMeSt <sup>a,b</sup>	$\bar{M}_n$ Triblock <sup>b</sup>	$B_{eff}^c$ (%)	PIB/PpMeSt <sup>d</sup> (wt%)	$A_w/A_n^b$
M1	100	25,600	133,300	92	61/39	1.63
M2	100	33,100	144,000	82	57/43	3.27
M3	100	32,100	145,300	83	61/39	2.88
M4	88	18,200	114,000	97	67/33	1.24
			116,000 <sup>d</sup>			

\* Conditions. The following systems were added to the above living  $\oplus$  PIB  $\oplus$  charges at -80°C.

M1: pMeSt(0.076 mole)+Et<sub>3</sub>N(4.5x10<sup>-4</sup> mole) in CH<sub>3</sub>Cl 12mL/nC<sub>6</sub>H<sub>14</sub> 18mL

M2: 1)TiCl<sub>4</sub>(3.0x10<sup>-3</sup> mole) in CH<sub>3</sub>Cl 4mL/nC<sub>6</sub>H<sub>14</sub> 6mL, followed by 2)pMeSt(0.076 mole) + Et<sub>3</sub>N(4.5x10<sup>-4</sup> mole) in CH<sub>3</sub>Cl 12mL/nC<sub>6</sub>H<sub>14</sub> 18mL

M3: pMeSt(0.075 mole)+Et<sub>3</sub>N(1.35x10<sup>-3</sup> mole) in CH<sub>3</sub>Cl 12mL/nC<sub>6</sub>H<sub>14</sub> 18mL

M4: 1)Et<sub>3</sub>N(4.5x10<sup>-4</sup> mole) in CH<sub>3</sub>Cl 4mL/nC<sub>6</sub>H<sub>14</sub> 6mL, followed by 2) pMeSt(0.076 mole) in CH<sub>3</sub>Cl 12mL/nC<sub>6</sub>H<sub>14</sub> 18mL

<sup>a</sup>Calculated from  $(\bar{M}_n^{Triblock} - \bar{M}_n^{PIB})/2$

<sup>b</sup>By GPC, from peak-height data

<sup>c</sup>Blocking efficiency of pMeSt from  $\oplus$  PIB  $\oplus$

<sup>d</sup>By <sup>1</sup>H-NMR

Table 2. Physical-Mechanical Properties of Select TPEs Comprising a Rubbery PIB Mid-Segment and Glassy Polystyrenic Outer Segments

	Triblock $\bar{M}_n \times 10^{-3}$	Tensile Strength (MPa)	Elongation (%)	Modulus at			Shore A	Ref
				100% (MPa)	200% (MPa)	300% (MPa)		
M4	PpMeSt-PIB-PpMeSt 18-78-18	14.1	420	1.5	4.2	9.1	53	This work
M5	PpMeSt-PIB-PpMeSt 13-42-13	10.1	300	1.9	6.8	-	-	11
S1	PSt-PIB-PSt 13-79-13	13.3	720	0.7	0.9	1.3	-	11
S2	PSt-PIB-PSt 24-62-24	18.7	380	1.9	5.9	12.0	52	1
I1	PIIn-PIB-PIIn 13-57-13	17.0	400	2.8	6.2	12.0	55	3
B1	Pp $\ddot{t}$ BuSt-PIB-Pp $\ddot{t}$ BuSt 13-75-13	13.0	590	2.3	3.0	3.8	68	4
B2	Pp $\ddot{t}$ BuSt-PIB-Pp $\ddot{t}$ BuSt 21-66-21	16.0	550	3.2	4.0	5.0	76	4

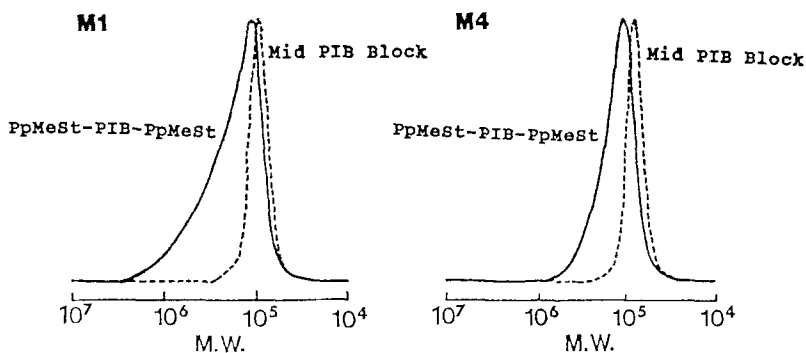


Figure 2. GPC (RI) traces of Mid PIB blocks and PpMe-St-PIB-PpMeSt triblocks. Samples M1 and M4 of Table 1.

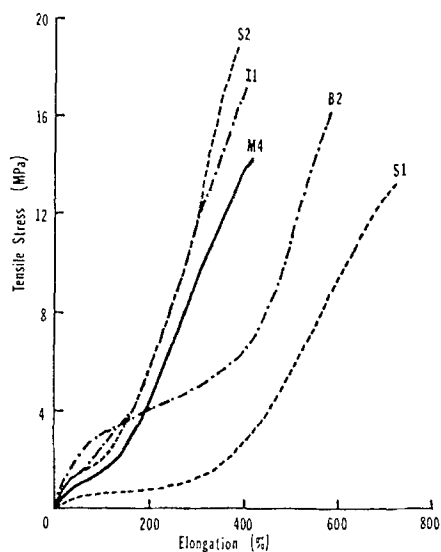


Figure 3. Stress-Strain traces of PpMeSt-PIB-PpMeSt (M4), PSt-PIB-PSt (S1 and S2), PIn-PIB-PIn (I1) and PptBuSt-PIB-PptBuSt (B2) triblocks (see Table 2).

In Expt. M4 we have added  $\text{Et}_3\text{N}$  to the living  $\text{PIB}^{\oplus}$  charge before the pMeSt was introduced. The triblock contained 33 wt% PpMeSt of  $\bar{M}_n = 18,200$  and the blocking efficiency ( $B_{\text{eff}}$ ) was close to quantitative ( $\sim 97\%$ ). The MWD was narrow ( $A_w/A_n = 1.24$ ) and the GPC trace was close to symmetrical (see Figure 2).

It appears that the addition of EDs to living  $\oplus$  PIB  $\oplus$  charges prior to the introduction of the second monomer increases the blocking efficiency. Similar observations have also been made with the poly(indene-b-isobutylene-b-indene) (3) and poly(p-tert-butylstyrene-b-isobutylene-b-p-tert-butylstyrene) (4) systems.

#### IV.3. Physical-Mechanical Properties of PpMeSt-PIB-PpMeSt

The tensile properties and hardness of select PpMeSt-PIB-PpMeSt triblocks have been determined. Table 2 and Figure 3 show representative data and stress-strain traces, respectively, obtained with films cast of unextracted triblocks. For comparison, the table and figure also include data of similar TPEs comprising a rubbery PIB mid segment flanked by two polystyrenic outer-segments. All these triblocks combine good mechanical properties with desirably low hardness. Investigations on the synthesis of new PIB-based TPEs are continuing.

#### Acknowledgement

Financial support by the NSF (Grant 89-20826) is gratefully acknowledged. YT is grateful to Nippon Zeon Co. for an educational leave of absence.

#### References

1. G. Kaszas, J. E. Puskas, J. P. Kennedy and W. G. Hager; J. Polym. Sci., A(29), 427 (1991)
2. J. P. Kennedy and J. Kurian; J. Polym. Sci., A(28), 3725 (1990)
3. J. P. Kennedy, B. Keszler, Y. Tsunogae and S. Midha; Polym. Prepr., 32(1), 310 (1991)
4. J. P. Kennedy, N. Meguriya and B. Keszler, *Macromolecules*, in press
5. J. P. Kennedy and R. A. Smith; J. Polym. Sci., Polym. Chem. Ed. 18(5), 1523 (1980)
6. J. Puskas, G. Kaszas, J. P. Kennedy, T. Kelen and F. Tudos; J. Macromol. Sci., A18(9), 1229 (1982-83)
7. R. Faust and J. P. Kennedy; J. Polym. Sci., A(25), 1847 (1987)
8. G. Kaszas, J. Puskas and J. P. Kennedy; *Makromol. Chem., Macromol. Symp.*, 13/14, 473 (1988)
9. G. Kaszas, J. Puskas, C. C. Chen and J. P. Kennedy; Polym. Bull. 20, 413 (1988)
10. R. Faust and J. P. Kennedy; Polym. Bull. 19, 29 (1988)
11. J. P. Kennedy, J. Puskas, G. Kaszas and W. G. Hager; U.S. Patent 4,946,899
12. M. Zsuga and J. P. Kennedy; J. Macromol. Sci. Chem., A26(9), 1305 (1989)
13. S. Midha, Ph.D. dissertation, Akron, 1992; J. P. Kennedy, S. Midha, Y. Tsunogae, to be published